
















































1. Employment Opportunity & Economic Success														
	EC 10	EC 12a	EC 12b	EC 12c	EC 12d	EC 13a	EC 13b	EC 40						
2. Housing Need														
	FP 7	HS 1	HS 2	HS 5	HS 10a	HS 10b	HS 14	BS RB 2	BS RB 3	FP 8	HS 8	HS 11	HS 17	
3. High Quality Environment														
	DM 157a	HE 13	SS 16	SS 35	SS 36	SS 192	DM 157c	SS 15	DM 2	DM 157b	SS 17			
4. Active Safe Communities														
	EC 77	HE 10												
5. Transforming the Council														
	BS AS 3	BS BI 2	DS 2d	BS RB 11	BS RB 12	BS AS 1 RDC	BS MD 1	HR A 01 R						

Key



Data Only Indicator for monitoring trend



Performance is improving









Performance has stayed the same









Performance has got worse




1. Employment Opportunity & Economic Success


		EC 10	Total Job Seeker Allowance Claimants Aged 16 - 64			
Current Value	1%	November 2014	Previous value	0.9% Oct 2014	Data is published monthly	
November 2014 - Yorks and Humber 2.7% and Great Britain 2%						




		EC 12a	% Ryedale population aged 16-64 qualified - NVQ1 or equivalent			
Current Value	91.7%	2013/14	Previous value	78.1%	Data is published annually	
Ryedale has the lowest population qualified to NVQ level 1 or above in North Yorkshire and is the third lowest in Yorkshire and the Humber. Young people achieve level 1 and 2 NVQ's in order to improve their career prospects. The council has targeted resources through various apprenticeships. This level is a stepping stone to future learning opportunities.						

		EC 12b	% Ryedale population aged 16-64 qualified - NVQ2 or equivalent			
Current Value	79.9%	2013/14	Previous value	68.2%	Data is published annually	
Ryedale has the lowest of population qualified to NVQ level 1 or above in North Yorkshire. Young people achieve level 1 and 2 NVQ's in order to improve their career prospects. The council has targeted resources through various apprenticeships. This level is a stepping stone to future learning opportunities.						

		EC 12c	% Ryedale population aged 16-64 qualified - NVQ3 or equivalent			
Current Value	53.1%	2013/14	Previous value	51.7%	Data is published annually	
Ryedale performance is above the North Yorkshire average for this level of qualification.						

		EC 12d	% Ryedale population aged 16-64 qualified - NVQ4 or equivalent			
Current Value	40%	2013/14	Previous value	35.6%	Data is published annually	
Ryedale performance is well above the North Yorkshire average for this level of qualification.						

		EC 13a	Gross weekly earnings by workplace			
Current Value	£425.00	2013/14	Previous value	£395.70	Data is published annually	
Ryedale has the lowest level of earnings by workplace in Yorkshire and the Humber						




		EC 13b	Gross weekly earnings by residency			
Current Value	£417.60	2013/14	Previous value	£399.70	Data is published annually	
Although an increase in weekly pay compared to last year - Ryedale still has the lowest Gross weekly earnings in Yorkshire and Humber.						



		EC 40	Employment Rate - aged 16-64	
Current Value	76.1%	2013/14	Previous value	Data is published annually
2013-14: GB - 71.7% Y&H - 70.1%				




2. Housing Need




		FP 7	Net additional homes provided	
Current Value	224	2013/14	Current Target	200
Target set according to http://extranet.ryedale.gov.uk/PDF/Background%20Paper%20-%20Population%20and%20Housing.pdf page 6, para 2.2.3				




Annual return to be calculated at the end of March 2014. Officers are considering the reporting of FP7 and FP8 on a quarterly basis in order to maintain up to date figures for additional homes provided throughout the year together with a rolling figure for the Council's five year housing supply.






















		HS 1	Homeless applications on which RDC makes decision and issues notification to the applicant within 33 working days (was LPI 70)	
Current Value	100.0%	Q3 2014/15	Current Target	100.0%
Target is to decide on all applications within 33 days				
Between 01/10/2014 and 31/12/14 all 6 homeless applications were taken and the decisions were made within 33 days				

		HS 2	Length of stay in temporary accommodation (B&B, weeks) Snapshot	
Current Value	1.00 weeks	Q3 2014/15	Current Target	4.00 weeks
Target: National maximum allowable is 6 weeks. Local target of 4 weeks				
Between 01/10/2014 and 31/12/2014, the average stay in a B&B was one week.				

		HS 5	Number of Homeless Applications	
Current Value	6	Q3 2014/15	Current Target	11
Total number of applications for 2012/13 year = 39				
Between 01/10/2014 and 31/12/2014 - there were 6 homeless applications received.				




		HS 10a	% Households in Ryedale in Fuel Poverty (10% income measure)	
Current Value	26%	2013/14	Current Target	27.9%
Target is to improve on previous years performance				
Results published June 2014. Est. no. of households 23,090 of which 6,446 in fuel poverty.				




		HS 10b	% Households in Ryedale in Fuel Poverty (Low Income High Cost)	
---	---	--------	--	---

Current Value	11.1%	2013/14	Current Target	11.9%	Target is to improve on previous years performance	
2012-13 Results published June 2014 - Est. no of households 23,090 and 2,738 households in fuel poverty						
		HS 14	Affordability Ratio			
Current Value	7.36	2013/14	Current Target	8.65	Target is to improve on previous years performance	
		BS RB 2	Speed of processing - new HB/CTB claims			
Current Value	25.6 days	December 2014	Current Target	25.0 days		
Extra staff and improvements introduced have resulted in improved timescales – now 25.6 days compared to 63.5 days in Dec 2013. The backlog of process was finally cleared in December. Work to deliver our improvement plan continues in order to deliver the best service possible.						
		BS RB 3	Speed of processing - changes of circumstances for HB/CTB claims			
Current Value	14.7 days	December 2014	Current Target	12.0 days		
The backlog of process outstanding was cleared in December and the average figure that some of the older processes have now been completed.						
		FP 8	Supply of deliverable housing sites			
Current Value	89.2%	2013/14	Current Target	100.0%	See Annual Monitoring Statement and Strategic Housing Land Availability Assessments. Target five year housing supply= 100%	
Annual return to be calculated at the end of March 2015.						
		HS 8	Prevention of Homelessness through Advice and Proactive Intervention (values and targets are per quarter, not accumulative)			
Current Value	29	Q3 2014/15	Current Target	39	Target is to achieve 10% improvement in numbers of preventions year on year	
		HS 11	Empty Domestic Properties			
Current Value	249	2014/15	Current Target	253	Target is to improve on previous years performance	
Annual figures of 885 empty at the end of 31st March 2014, with a total of 299 being empty for more than 6 months.						
		HS 17	Number of affordable homes delivered (gross)			




Current Value	20	Q3 2014/15	Current Target	57 (75 for year)	35% of market housing target would result in 70 affordable homes arising from 200 net additional homes.
---------------	----	------------	----------------	------------------	---

3. High Quality Environment




		DM 157a	Processing of planning applications: Major applications (13 weeks)		
Current Value	75.00%	December 2014	Current Target	70.00%	Targets originally set under Planning Delivery Grant regime
By definition these applications are complex, often requiring for example legal agreements such as Section 106. These applications represent 4% of the total number received. Whilst well below target, performance is improving.					

		HE 13	% of Food establishments in the area broadly compliant with food hygiene law		
Current Value	76%	2013/14	Current Target	72%	Target is to improve on previous year. Assessments of premises undertaken using risk based scoring and national guidance. 17% of premises are low risk and not assessed and by default not compliant under the national definition for this indicator.
17% of premises are low risk and not assessed and by default not compliant under the national definition for this indicator. The figures in brackets above take into account this number					




		SS 16	% of Household Waste Composted		
Current Value	33.64%	2013/14	Current Target	30.00%	Target set following analysis of previous performance levels
Performance continues to be above target. Will be reviewed following outturn 2014/15					

		SS 35	% CO2 reduction from LA operations.		
Current Value	-7.5%	2013/14	Current Target	3.0%	Target set for three years, based on national guidance. To be reviewed following analysis of performance to date
Investment made in energy efficiency measures continues to result in improvements in levels of CO2.					




		SS 36	Tonnes of CO2 from LA operations		
Current Value	1,622	2013/14	Current Target	1,754	Target set for three years, based on national guidance. To be reviewed following analysis of performance to date
See above					




		SS 192	% of household waste sent for reuse, recycling and composting		
---	---	--------	---	--	---




Current Value	52.70%	2013/14	Current Target	49.70%	National target to achieve 50% by 2020
Performance continues to be above target and national average. Will be reviewed following outturn 2014/15					

		DM 157c	Processing of planning applications: Other applications (8 weeks)			
Current Value	89.40%	December 2014	Current Target	93.00%	Targets originally set under Planning Delivery Grant regime	
Performance has been improving for some months and this Trend is continuing. Customer satisfaction has increased on previous years Delegated decisions are currently made on 88% of decisions against a target of 90%.						


		SS 15	% of Household Waste Recycled			
Current Value	19.02%	2013/14	Current Target	20.00%	Target set following analysis of previous performance levels	
Priority is now to maintain this level of performance.						

		DM 2	Planning appeals allowed			
Current Value	50.0%	Q3 2014/15	Current Target	33.0%	Target based on national averages and benchmarking	
The national performance level is consistently in line with the target figure of 33%, performance for Ryedale has varied because of the relatively low number of appeals received.						

		DM 157b	Processing of planning applications: Minor applications (8 weeks)			
Current Value	69.70%	December 2014	Current Target	78.00%	Targets originally set under Planning Delivery Grant regime	
Performance has been improving for some months and this trend is continuing. Customer satisfaction has increased on previous years						

		SS 17	Household Waste Collection - % change in kilograms per head			
Current Value	6.29%	2013/14	Current Target	0.25%	Target is to improve on previous years change	
Residual waste going to landfill reflects economic changes. Target to be reviewed following outturn 2014/15						

4. Active Safe Communities

		EC 77	Total Crime in Ryedale			
Current Value	1,158	December 2014	Previous Value	Nov 2014: 1,045		




		HE 10	Adult participation in sport and active recreation. Sport England Active People Survey-Annual			
---	---	-------	---	--	--	---




Current Value	23.6%	2013/14	Current Target	22.3%	Target is to improve on previous years performance
APS 7 - Ryedale ranked 208 out of 326.					

5. Transforming the Council




		DS 2d	Percentage turnout for elections - District			
Current Value	46.54%	2011/12	Previous Value		Target is to improve on previous election turnout	
02.05.13 Ryedale South West By-election: 38.39% Pickering East By-election: 36.34% http://www.ryedale.gov.uk/news_and_press_releases/local_elections.aspx						

		BS AS 3	Payments made using electronic channels			
Current Value	93%	December 2014	Current Target	85%	Target is set to maintain performance	
Electronic channels include web, telephone and Direct Debit.						

		BS BI 2	% FOI Requests responded to within 20 working days			
Current Value	96%	November 2014	Current Target	90%		
43 out of 45 FOIs in November 2014 were answered within 20 days or less.						




		BS RB 11	% of Council Tax collected			
Current Value	86.24%	December 2014	Current Target	86.56%	Target is set to maintain performance	
Collection rates are in line with the previous years performance						

		BS RB 12	% of Non-domestic Rates Collected			
Current Value	86.60%	December 2014	Current Target	88.69%	Target is set to maintain performance	

		BS AS 1 RDC	Service enquiries resolved at first point of contact (telephone)			
Current Value	37%	2013/14	Current Target	50%	Target is for year on year improvement	
Collection rates are in line with the previous years performance.						

		BS MD 1	Standard searches done in 5 working days			
---	---	---------	--	--	--	---

Current Value	40.0%	November 2014	Current Target	90.0%	Target is set to maintain performance
Late responses from NYCC					

		HR A 01 R	Average number of Working Days Lost Due to Sickness Absence per FTE, RYEDALE			
Current Value	1.15 days	December 2014	Current Target	0.63 days	Target is North Yorkshire average for 2009	